



TEKNOFEST 2023

Technology Competitions

Application Guide

Applications are open for the biggest award-winning technology competitions in Turkey's history, organized within the scope of TEKNOFEST, which aims to raise awareness of technology and science in the whole society, and to increase Turkey's human resources trained in the fields of science and engineering!

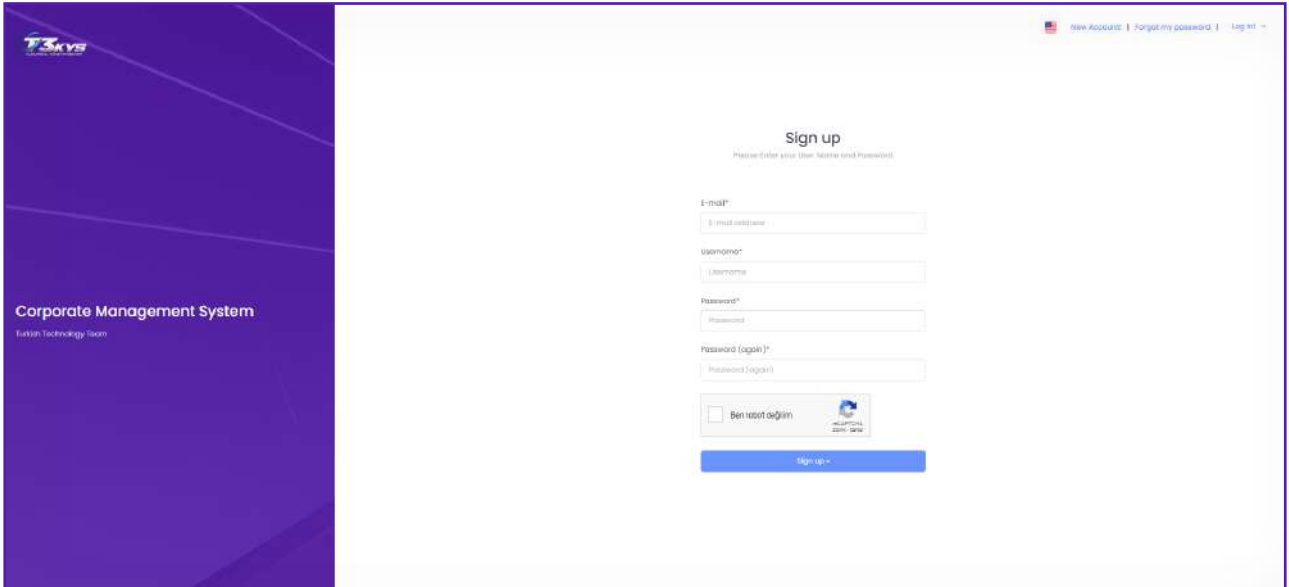
*To be a part of the TEKNOFEST Aerospace and Technology Festival, which will be held in Istanbul between **April 30 and May 6**, you can apply for the competition in the field of your interest by following the application steps below.*

TEKNOFEST 2023 TECHNOLOGY COMPETITIONS APPLICATION GUIDE

1.
STEP

HOMEPAGE

In the first step, go to **www.t3kys.com** and select the **"New Account"** button at the top right, fill in the relevant fields on the page that opens and click the **"Register"** button.



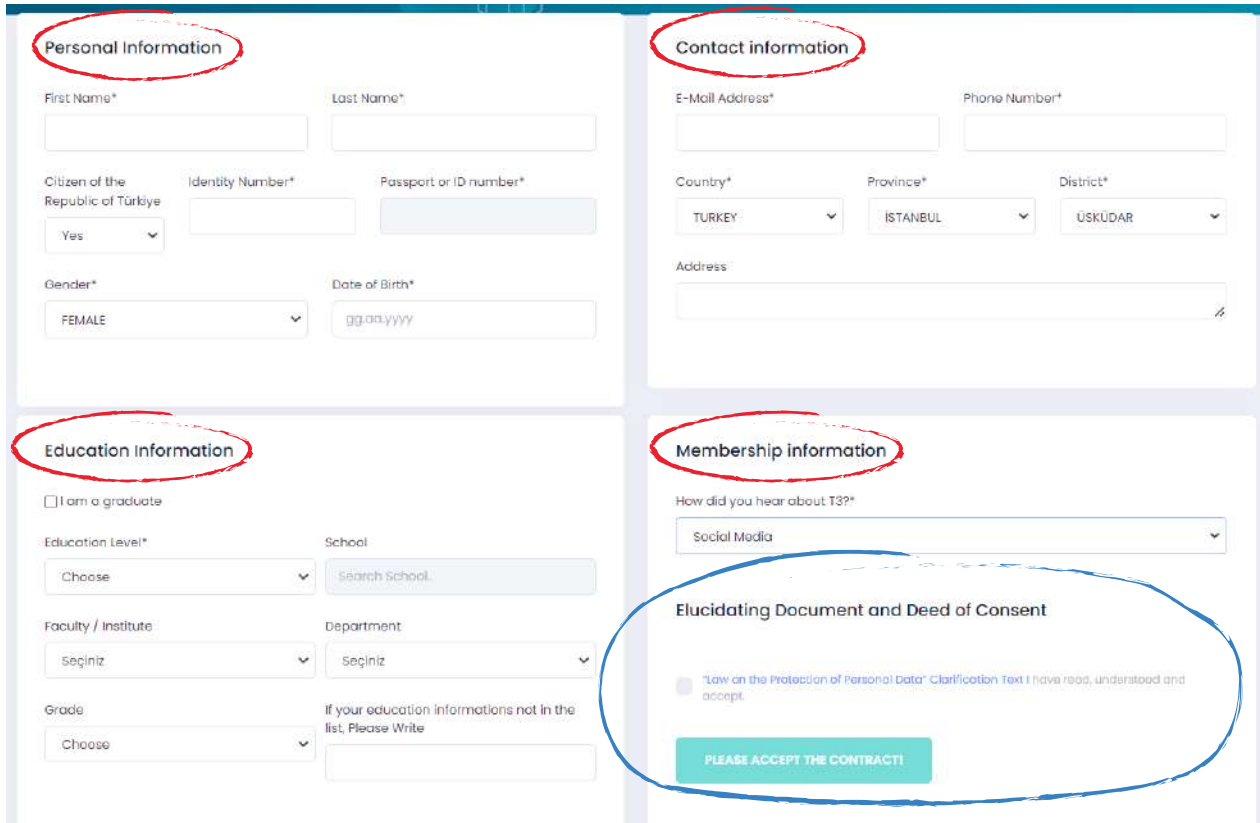
The screenshot shows the sign-up page of the t3kys.com website. The page is divided into two main sections: a dark purple sidebar on the left and a white main content area on the right. The sidebar contains the t3kys logo at the top, followed by the text "Corporate Management System" and "Turkish Technology Team". The main content area features a "Sign up" heading with a sub-heading "Please enter your best Name and Password". Below this, there are four input fields: "E-mail*", "Username*", "Password*", and "Password (again)*". Each field has a small icon to its left. At the bottom of the form, there is a checkbox labeled "Ben kayıt oldum" (I registered) and a blue "Sign up" button. In the top right corner of the page, there are links for "New Account", "Forgot my password", and "Log in".

2. STEP

SYSTEM REGISTRATION

To create a new account, fill in the information under the headings of **Persons Information, Contact Information, Education Information and Membership Information** indicated with **red** circles in the image and tick the Information and Consent confirmation indicated with a **blue** circle.

After the procedures, your registration will be taken and you will be transferred to the login page.



The registration form is divided into four main sections, each highlighted with a red circle:

- Personal Information:** Includes fields for First Name*, Last Name*, Citizen of the Republic of Türkiye (Yes/No), Identity Number*, Passport or ID number*, Gender* (FEMALE), and Date of Birth* (gg.aa.yyyy).
- Contact information:** Includes fields for E-Mail Address*, Phone Number*, Country* (TURKEY), Province* (ISTANBUL), District* (USKÜDAR), and Address*.
- Education Information:** Includes a checkbox for "I am a graduate", Education Level* (Choose), School (Search School), Faculty / Institute (Seğiniz), Department (Seğiniz), and Grade (Choose). A text box is provided for "If your education informations not in the list, Please Write".
- Membership information:** Includes a dropdown for "How did you hear about T3?" (Social Media).

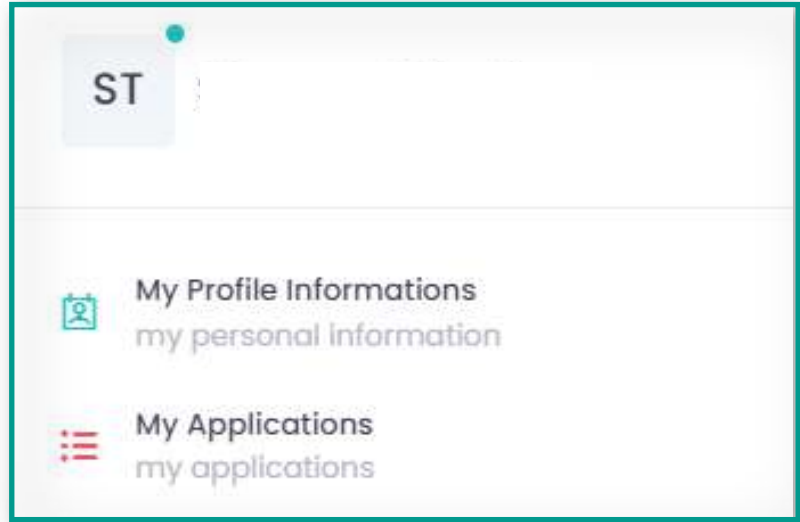
At the bottom, there is a section titled "Elucidating Document and Deed of Consent" with a radio button for "Law on the Protection of Personal Data" Clarification Text I have read, understood and accept. A blue circle highlights this section and a green button labeled "PLEASE ACCEPT THE CONTRACT!".

3. STEP

MENU

From the initial letter of your name icon on the top right of the page you can access

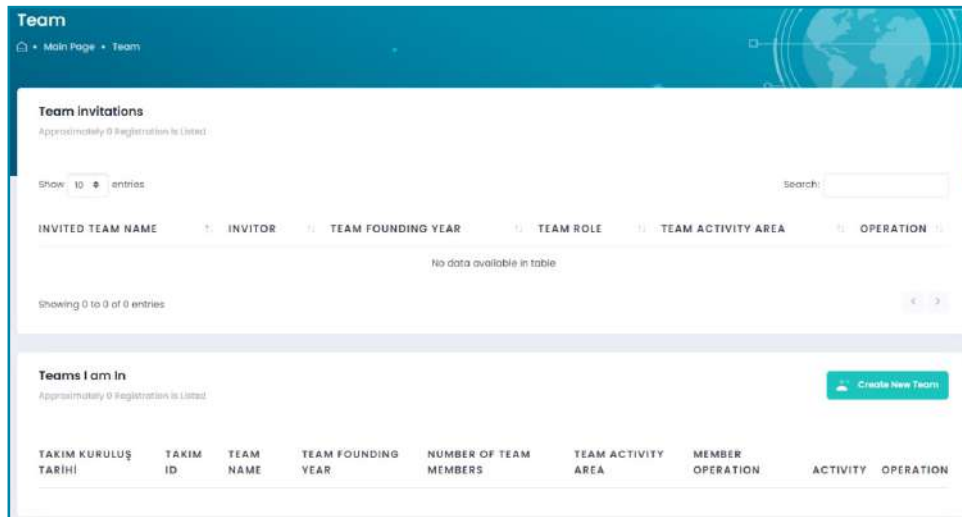
- » Profile Information
- » Applications
- » Team Information
- » Certificates



4. STEP

TEAM PAGE

Go to the team page by clicking the **"My Team Information"** tab in the previous step. On this page, you can view your team invitations and the information of the team you are in.



5. STEP

TEAM BUILDING

When you log in to the team creation page, click the **"Create New Team"** button to set up your team. (The person establishing the team must be the team captain or advisor.)

After creating your team, complete your competition application in step 6. After your competition application is completed, you can add/remove members to your team as shown in step 7.

TAKIM KURULUŞ TARİHİ	TAKIM ID	TEAM NAME	TEAM FOUNDING YEAR	NUMBER OF TEAM MEMBERS	TEAM ACTIVITY AREA	MEMBER OPERATION	ACTIVITY OPERATION
Teams I am in Approximately 0 Registration is listed							

Team

Team Add

Team Name*

Number of Team Members (excluding advisors)*:

Proficiency Area of the team*

Team Foundation Year*

Team Education Level (Choose the education level of your team according to the team member with the highest level of education)*

Type of Team*

Type of Team institution*

School Type of the team:

Team School (Choose your team's school according to the school with the highest number of team members.) (Teams at the graduate level must declare their information according to the last school their team members completed)*

Country of Participation of the Team (The country with the most participation of the team members can be preferred, or the country preference should be made according to which country the application is made on behalf of)*

The Province in which the team participated (The province with the most participation of the team members may be preferred, or the province should be chosen according to the province on behalf of which the application was made)*

Have you joined before?*

Team's Introduction Presentation File (Only PDF, Maximum: 100 MB, Click for details)*

Team introduction text*

Your Role in team*

Ben robot değilim

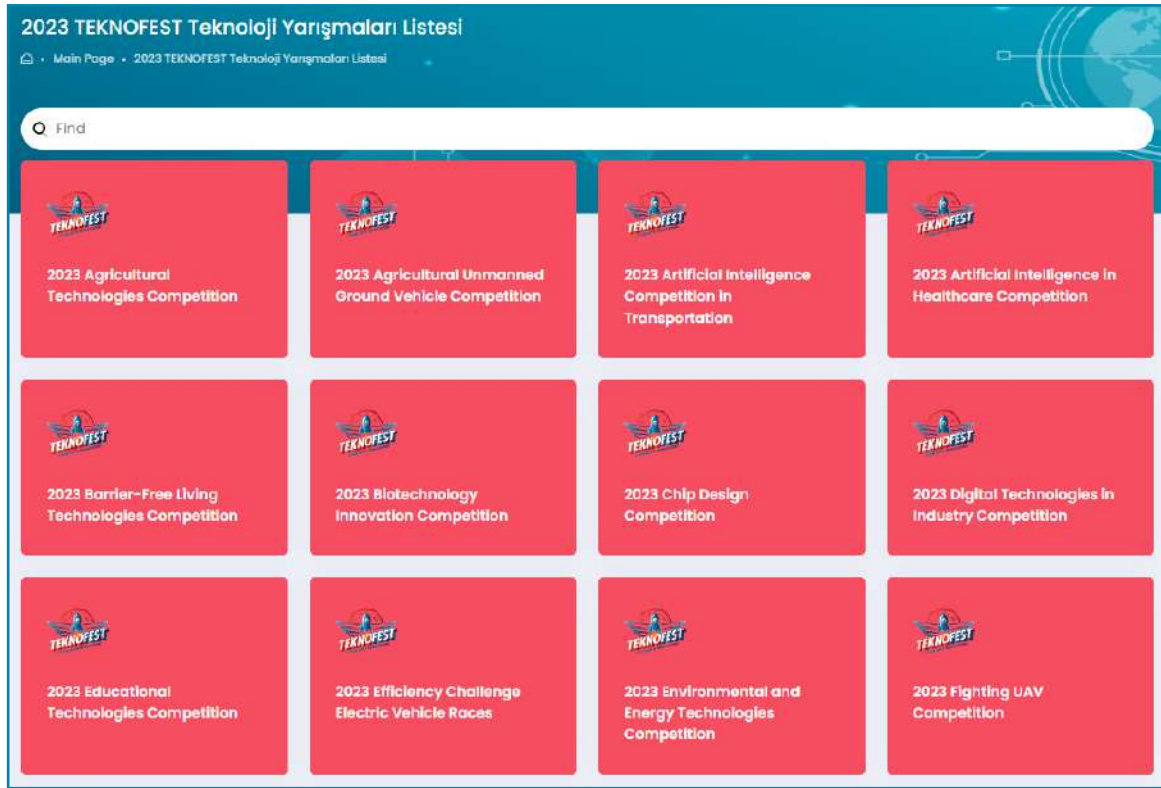
Complete Team Registration

6. STEP

APPLICATION TO TEKNOFEST TECHNOLOGY COMPETITIONS

Competitions Application Page













You can view the applications opened on the homepage and apply. You can check the applied programs from the "My Applications" table.



2023 TEKNOFEST Teknoloji Yarışmaları Listesi

Main Page • 2023 TEKNOFEST Teknoloji Yarışmaları Listesi

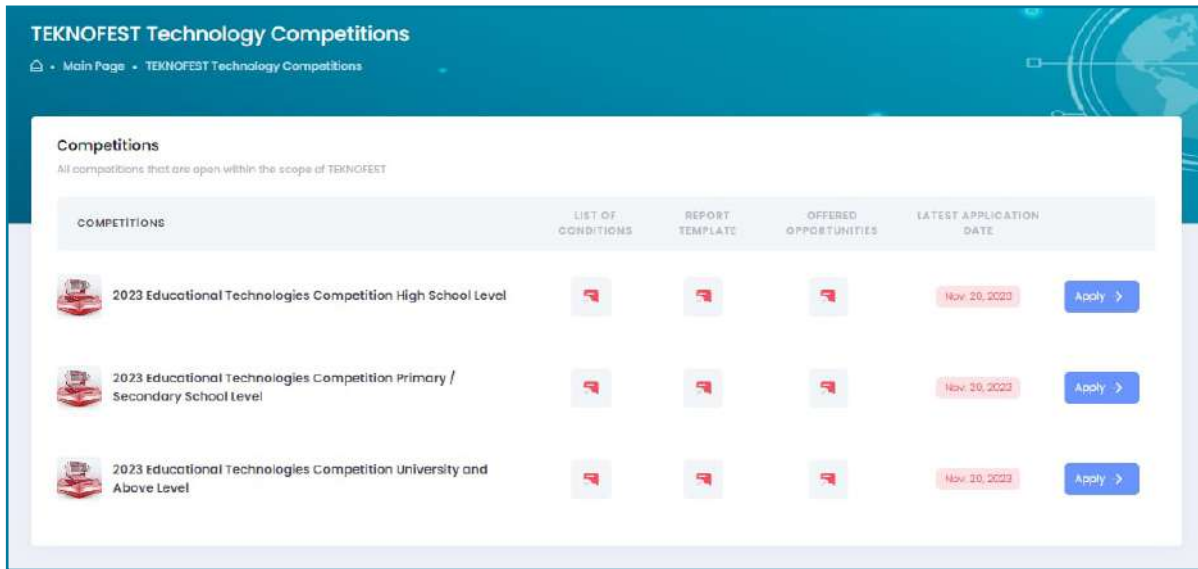
Find

 2023 Agricultural Technologies Competition	 2023 Agricultural Unmanned Ground Vehicle Competition	 2023 Artificial Intelligence Competition In Transportation	 2023 Artificial Intelligence In Healthcare Competition
 2023 Barrier-Free Living Technologies Competition	 2023 Biotechnology Innovation Competition	 2023 Chip Design Competition	 2023 Digital Technologies In Industry Competition
 2023 Educational Technologies Competition	 2023 Efficiency Challenge Electric Vehicle Races	 2023 Environmental and Energy Technologies Competition	 2023 Fighting UAV Competition













My Applications						
ID	PROGRAM	APPLICATION DATE	STATUS	APPLICATION DATE	ACTIONS	FORM

Applying for Team Competitions

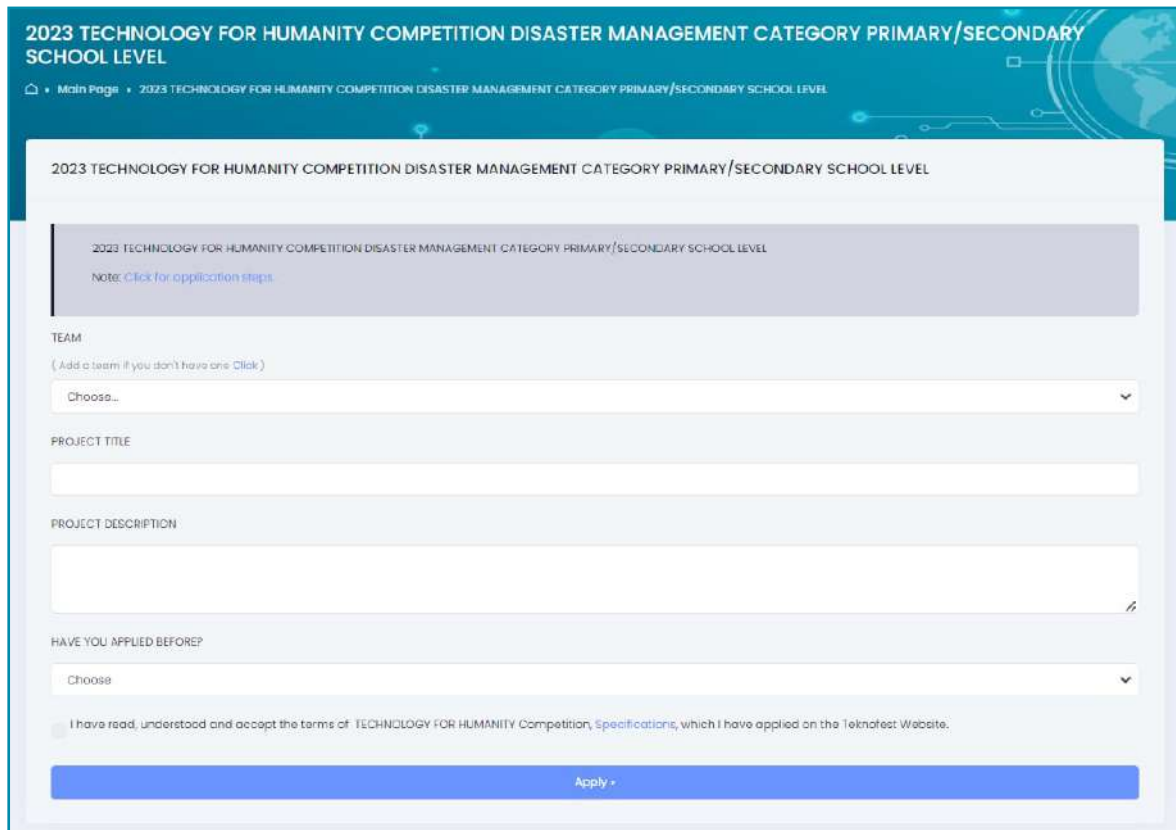
List the team competitions opened for TEKNOFEST. Click the “**Apply**” button to go to the application screen.



The screenshot shows the 'TEKNOFEST Technology Competitions' page. It features a table with columns for 'COMPETITIONS', 'LIST OF CONDITIONS', 'REPORT TEMPLATE', 'OFFERED OPPORTUNITIES', and 'LATEST APPLICATION DATE'. There are three rows of competitions, each with an 'Apply' button.

COMPETITIONS	LIST OF CONDITIONS	REPORT TEMPLATE	OFFERED OPPORTUNITIES	LATEST APPLICATION DATE
 2023 Educational Technologies Competition High School Level				Nov 20, 2023 Apply >
 2023 Educational Technologies Competition Primary / Secondary School Level				Nov 20, 2023 Apply >
 2023 Educational Technologies Competition University and Above Level				Nov 20, 2023 Apply >

Complete your application by entering your team information and project information.



The screenshot shows the application form for the '2023 TECHNOLOGY FOR HUMANITY COMPETITION DISASTER MANAGEMENT CATEGORY PRIMARY/SECONDARY SCHOOL LEVEL'. The form includes fields for 'TEAM', 'PROJECT TITLE', 'PROJECT DESCRIPTION', and 'HAVE YOU APPLIED BEFORE?'. There is also a checkbox for accepting terms and conditions and an 'Apply' button.

2023 TECHNOLOGY FOR HUMANITY COMPETITION DISASTER MANAGEMENT CATEGORY PRIMARY/SECONDARY SCHOOL LEVEL

Note: [Click for application steps](#)

TEAM
(Add a team if you don't have one. [Click](#))
Choose...

PROJECT TITLE
[Empty text field]

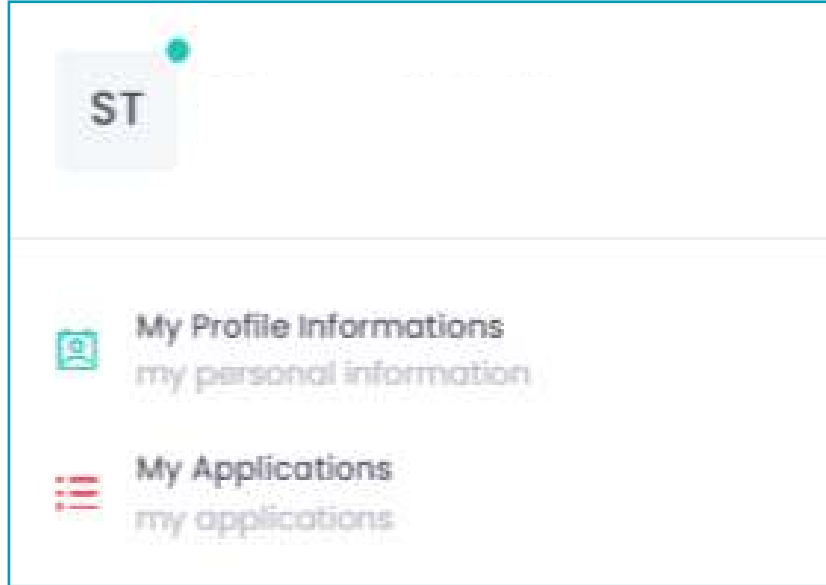
PROJECT DESCRIPTION
[Empty text area]

HAVE YOU APPLIED BEFORE?
Choose

I have read, understood and accept the terms of TECHNOLOGY FOR HUMANITY Competition, Specifications, which I have applied on the Teknofest Website.

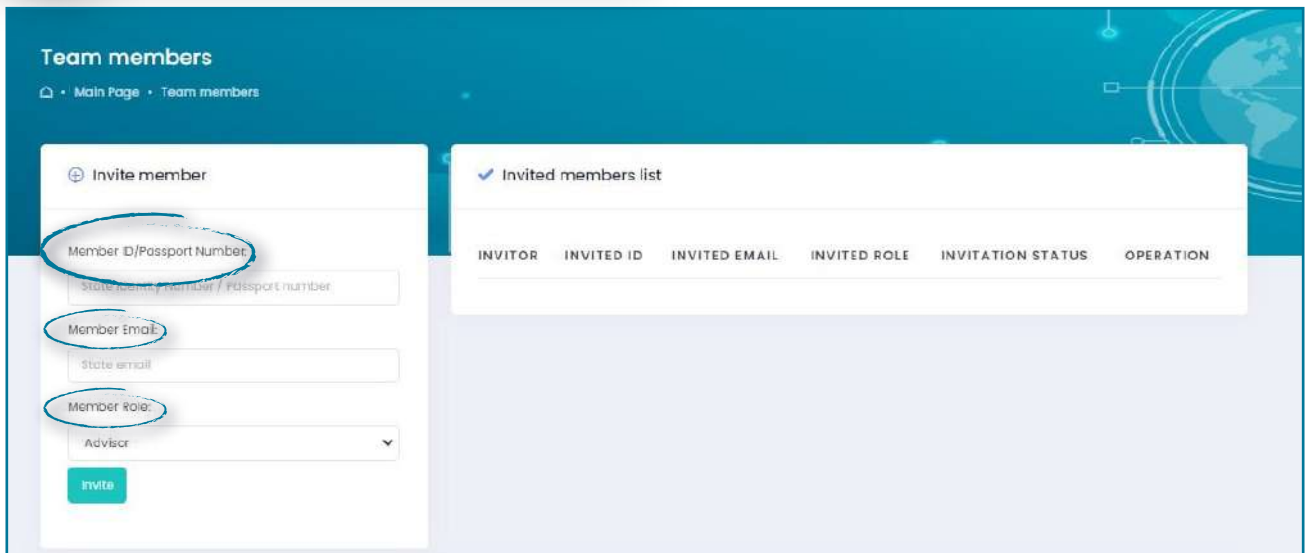
[Apply](#)

You can list your application information from the **"My Applications"** tab by clicking on the initial of your name at the top right of the page.



7. STEP

ADD MEMBER PROCESS

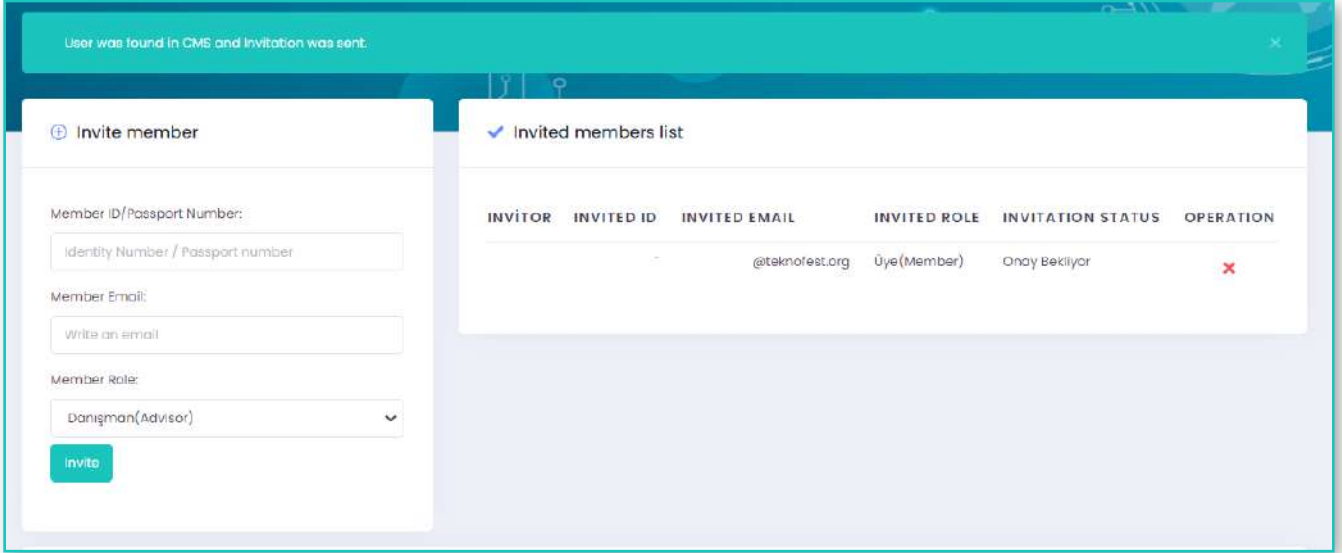


The screenshot shows the 'Team members' page. On the left, there is an 'Invite member' form with three input fields: 'Member ID/Passport Number' (with a blue circle around it), 'Member Email' (with a blue circle around it), and 'Member Role' (with a blue circle around it). The 'Member Role' dropdown is set to 'Advisor'. A green 'Invite' button is at the bottom of the form. On the right, there is an 'Invited members list' table with the following columns: INVITOR, INVITED ID, INVITED EMAIL, INVITED ROLE, INVITATION STATUS, and OPERATION.

Team Members Page

On this page, you can invite new members, view invited members, and list members. The information of the member to be invited in the area indicated by the **blue** circles must be filled in correctly and completely.

The invitation status of the invited member is listed in the table in the figure.



User was found in CMS and Invitation was sent.

Invite member

Member ID/Passport Number:
Identity Number / Passport number

Member Email:
Write an email

Member Role:
Danışman(Advisor)

invite

Invited members list

INVİTOR	INVITED ID	INVITED EMAIL	INVITED ROLE	INVITATION STATUS	OPERATION
-	-	@teknofest.org	Üye(Member)	Onay Bekliyor	✖

8. STEP

MEMBER REMOVAL PROCESS

You can view your teams from the **"Teams I'm In"** table on the **"My Team Information"** page.



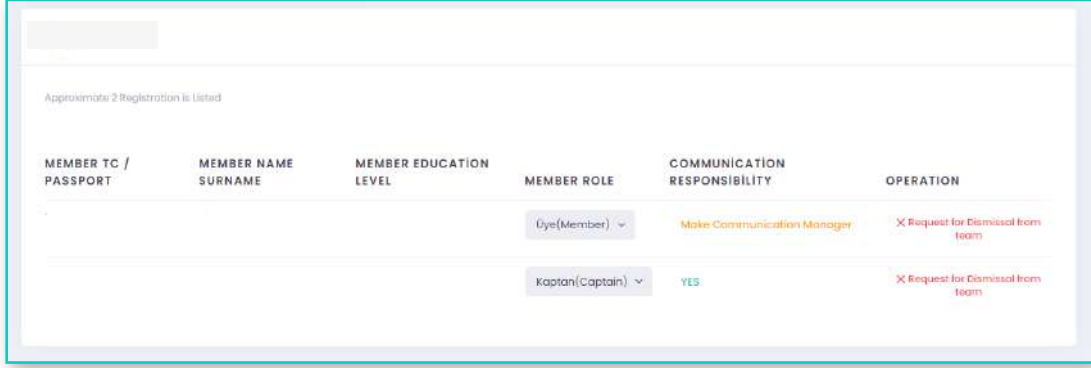
Teams you're in

Approximate 4 Registration is Listed

Yeni Takım Oluştur

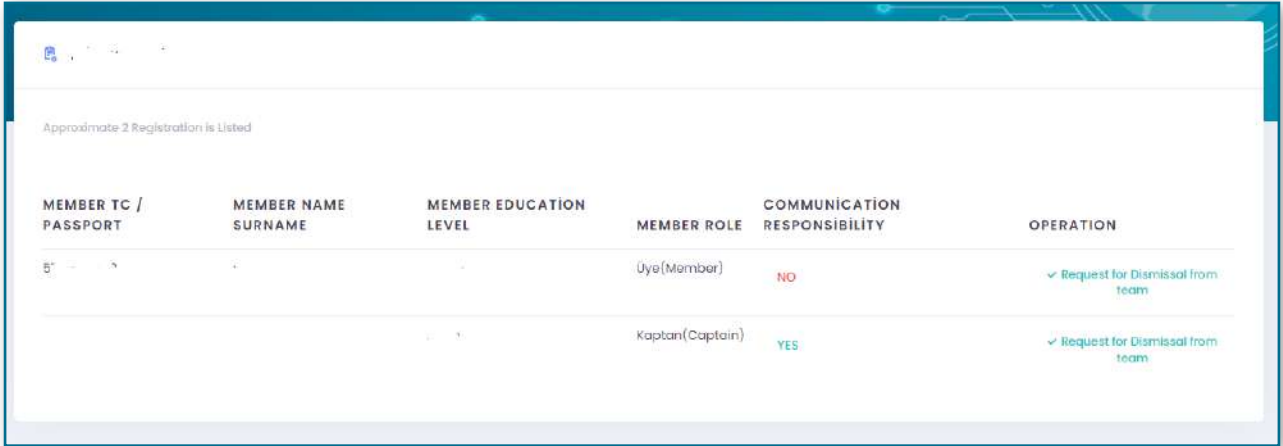
TEAM NAME	TEAM FOUNDING YEAR	TEAM MEMBER NUMBER	TEAM ACTIVITY AREA	OPERATION	EDIT
-	2022	2	DiĞER	+ / - Operations	✓ Edit
-	2020	2	SİBER GÜVENLİK	+ / - Operations	✓ Edit
-	2020	1	HAVACILIK	+ / - Operations	✓ Edit
-	2020	1	SİBER GÜVENLİK	+ / - Operations	✓ Edit

For adding and removing members to the team, you can reach the team page by clicking the buttons in the **"Member Process"** column. You can request removal of the relevant person by clicking the **"Removal Request"** button next to the member you want to remove.



MEMBER TC / PASSPORT	MEMBER NAME SURNAME	MEMBER EDUCATION LEVEL	MEMBER ROLE	COMMUNICATION RESPONSIBILITY	OPERATION
			Üye(Member) ▾	Make Communication Manager	✗ Request for Dismissal from team
			Kaptan(Captain) ▾	YES	✗ Request for Dismissal from team

When the removal request is sent, the other members must approve this request in order to remove the member from the team.



MEMBER TC / PASSPORT	MEMBER NAME SURNAME	MEMBER EDUCATION LEVEL	MEMBER ROLE	COMMUNICATION RESPONSIBILITY	OPERATION
			Üye(Member)	NO	✓ Request for Dismissal from team
			Kaptan(Captain)	YES	✓ Request for Dismissal from team

If a member wishes to leave the team voluntarily, he/she can request to leave the team without the approval of other members.

CONGRATULATIONS YOU HAVE COMPLETED YOUR APPLICATION!

By following the application steps above, you are one step closer to being a competitor in the TEKNOFEST Technology Competitions, which will be in Istanbul, between **April 30 - May 6**.

To be a competitor in TEKNOFEST 2023, THE APPLICATION DEADLINE is **NOVEMBER 20!**

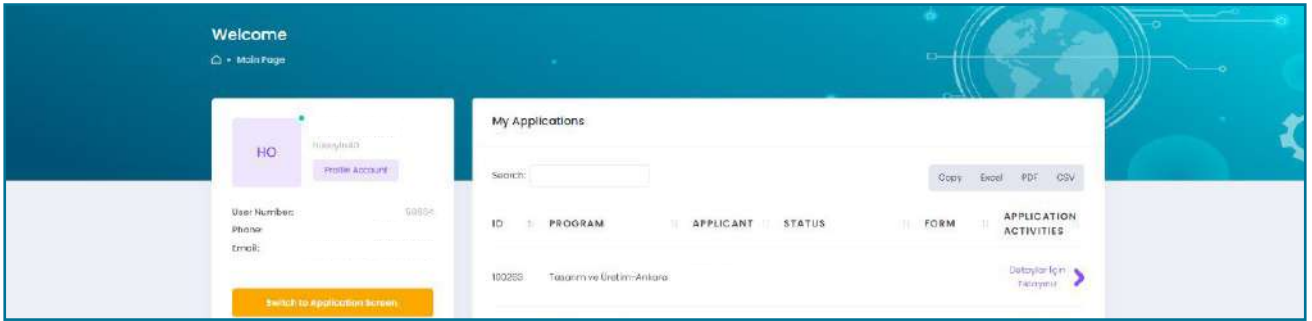
9. STEP

ABOUT THE APPLICATION

You can view your applications from the **"My Applications"** tab on the home-page. All processes of the competitions proceed through the KYS.

You can complete the processes such as uploading a report, applying for financial support, and appealing by clicking the **"New Form Assigned"** button under the form title.

By clicking the purple icon under the **"Application Actions"** tab, you can view your application actions and your report score as a result of the referee's evaluation.



The screenshot shows a user interface with a dark blue header and a light blue background. On the left, there is a 'Welcome' section with a 'Main Page' link and a 'Profile Account' button. Below this is a form with fields for 'User Number', 'Phone', and 'Email', and a 'Switch to Application Screen' button. On the right, there is a 'My Applications' section with a search bar and a table. The table has columns for 'ID', 'PROGRAM', 'APPLICANT', 'STATUS', 'FORM', and 'APPLICATION ACTIVITIES'. A single application is listed with ID '100265' and Program 'Tasarım ve Üretim-Antikara'. To the right of the table, there are buttons for 'Copy', 'Excel', 'PDF', and 'CSV', and a purple arrow icon labeled 'Detayları İçin Tıklayınız'.

